

Product info sheet

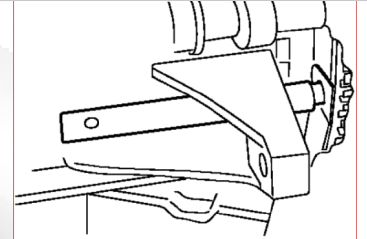
Robert Bosch

0470504005

Special tools needed?

Yes

- 1: Timingpin to fix the flywheel (cam first cilinder up)
- 2: Pull and fix gearwheel pump



Product specific information

Programming

No

Unlocking

No

Adaption values reset

No

Bleed

Yes

ignition on for priming fuel

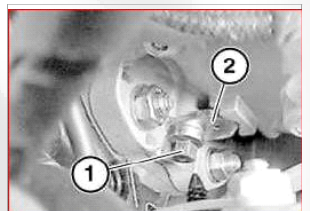
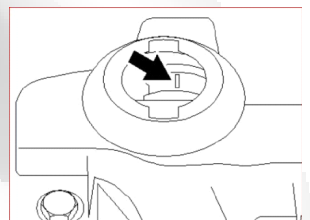
adjustment at mounting_1

Yes

Injection point set by blocked driveshaft

Mounting support-plate on engine TDC and fixed driveshaft !!!

adjustment at mounting_2



Tightening torques

Pump pulley/sprocket

15 Nm fixed shaft,

Pump pulley/sprocket

then fasten 110 Nm, hold back engine from turning.

Cover / dustcap

30 Nm

High Pressure pipe nuts

30 Nm

Inlet manifold

15 Nm (nuts), 10 Nm (bolts)

Fuel connection

Inlet: 30 Nm, outlet: 25 Nm

Assembly instructions

Recommendation: replace gasket inlet manifold

Recommendation: replace fuel filter

Core charge terms:

- externally intact,
- no mechanical damage,
- not dismantled,
- no heavy corrosion.