

Manufacturers part numbers are quoted for reference only

Type

Euro I



N 116
N 217

OM 402

12,8 ltr.
8 cyl.
176 KW/240 HP
188 KW/256 HP

OM 422

14,6 ltr.
8 cyl.
184 KW/250 HP
206 KW/280 HP

OM 403


16,0 ltr.
10 cyl.
235 KW/320 HP
264 KW/360 HP

Front pipe

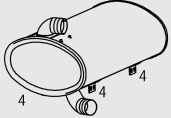
N.A.

309.490.0419
0201.121.00

50160
0201.124.00
301.490.0068



50396
0201.101.00



53717
0201.422.00
0201.290.06




50159
301.490.0519
0201.122.00


Bottom inlet



50160
0201.124.00
301.490.0068



51784
0201.412.00




Mounting Parts


1.
50903
0201.315.08
302.490.0080




2.
99770
071.555.070.501



3.
99714
81.97420.0139
1801.337.00
81.97420.0152



4.
50809
0201.175.00
381.492.0082



Horizontal
LHD
Standard