








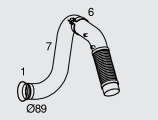
Manufacturers part numbers are quoted for reference only


Type	Baumuster
Euro II	950.501 953.643 950.502 954.532
 <b>OM906</b> 6,37 ltr. 6 cyl. 170 KW/231 HP 205 KW/279 HP	950.503 950.504 950.505 950.506 950.507 950.508 950.509 950.531 950.532 950.533 950.534 950.535 950.536 950.537 950.538 950.539 950.544 950.546 950.547 950.562 950.563 950.602 950.603 950.604 950.605 950.613 950.614 950.623 950.624 950.625 950.626 950.642 950.643 952.502 952.503 952.562 952.563 952.641 952.642 952.643 953.641
 <b>1823</b> <b>1828</b> <b>1828 A</b> <b>2628</b>	
 <b>1823 L</b> <b>1828 L</b> <b>2523 L</b> <b>2528 L</b>	
 <b>1823 LS</b> <b>1828 LS</b>	
 <b>1823 K</b> <b>1823 AK</b> <b>1828 K</b> <b>1828 AK</b> <b>2628 K</b>	
 <b>2628 B</b>	


Vertical  
RHD  
Standard

**Front pipe**

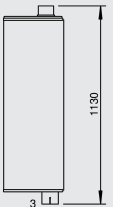
**53104**  
940.490.1019  
940.490.0519  
940.492.0159  
  
Low engine position



**53145**  
940.492.1701  
940.492.0901  
940.490.0619  






**51301**  
973.490.0401

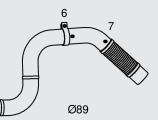


**N.A.**  
970.491.0130

**53761**  
973.492.0014



**53138**  
940.490.0419  
940.490.0919  
  
High engine position




**53134**  
940.492.1801  
490.492.1801  
940.492.1001  




**Mounting Parts**


1.  
**50852**  
620.997.0590




2.  
**50924**  
674.492.0040




3.  
**50927**  
676.492.0040



5.  
**99489/T**  
940.492.0040



6.  
**99789**  
071.555.090.501  
395.492.0040  
645.492.1140



7.  
**51899**  
940.490.0141

