


Manufacturers part numbers are quoted for reference only

Type

 10 cyl. D2840
V-Engine
500 HP

©X⊗ FNL

F25
22/24/25/26 ton
16/89 →

©X⊗ DF

F28
22/24/25/26 ton
01/89 →

F29
26/32/33 ton
31/88 →


Front pipe

49183
81.15204.5431

Right hand side



49185
81.15204.5428
81.15204.5538



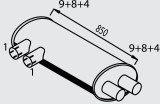
N.A.

81.15210.0017

N.A.

81.15204.0183
500 HP
Right hand side

49353
81.15101.0267




49184
81.15204.5430

Left hand side



49186
81.15210.0071

L=330
(x2)
01/90 →

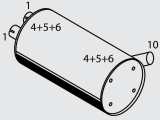


49244
81.15204.5604

Left hand side




49346
81.15101.0263




49199
81.15210.0058

L=375
(x2)




Mounting Parts

1.
99704
81.97420.2017
83.97420.0500
91.97420.0161



4.
49910
81.96210.0153
81.96210.0127
81.96210.0602



5.
49905
81.97460.5245




6.
49825
81.15501.5536
81.15501.5516




8.
49829
81.15501.0808



9.
49830
81.15502.5047



10.
49827
81.97460.6022



Horizontal
LHD
Left