

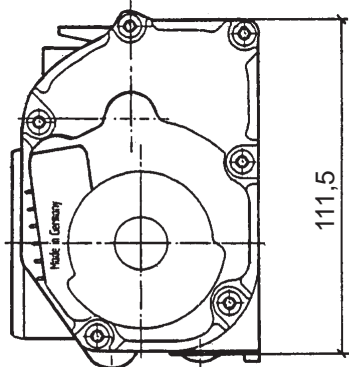
Drosselklappen

Throttle Valves

Stellglied, elektromotorisch
mit Leerlaufkontakt

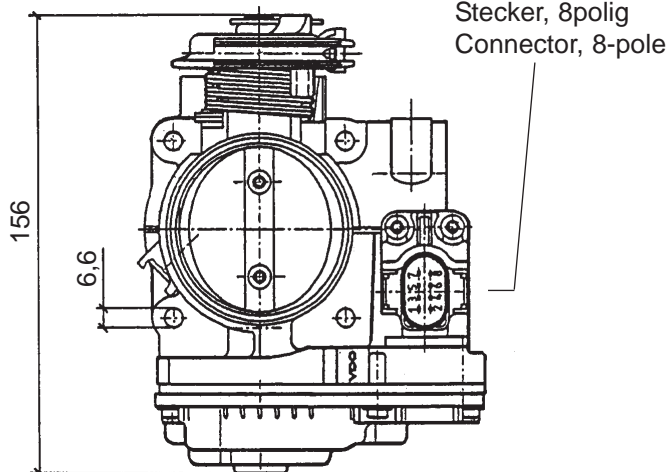
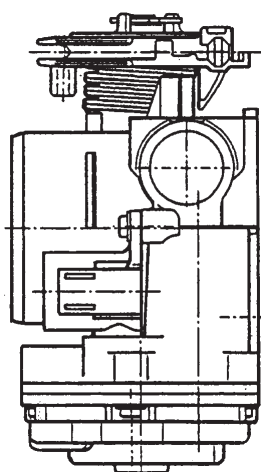
Electromotive Actuator
with idle-speed contact

Abmaße / Dimensions (mm):

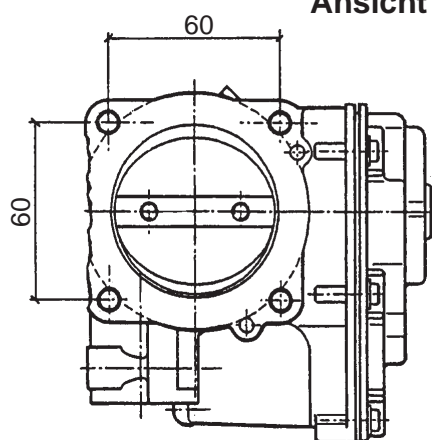
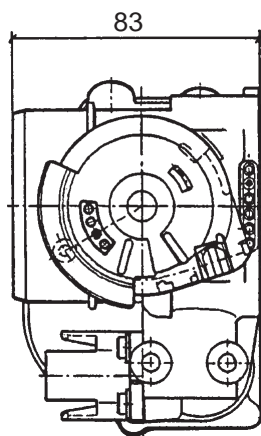


Funktion nur in Verbindung mit
entsprechendem Steuergerät.
Function only with adequate control unit.

Nennspannung / Rated voltage: 12V



Ansicht / View X



Pin-Belegung
Pin allocation

1	Mot +
2	Mot -
3	MLK +
4	Poti +
5	IPDK
6	—
7	MLK / Poti -
8	IPA

Bestell-Nr. / Part No. **408-237-111-001Z**

Drosselklappen

Throttle Valves

Stellglied, elektromotorisch
mit Leerlaufkontakt

Electromotive Actuator
with idle-speed contact

Bestell-Nr. / Part No.
408-237-111-002Z

Bestell-Nr. / Part No.
408-237-111-005Z
408-237-111-012Z

Bestell-Nr. / Part No.
408-237-111-008Z

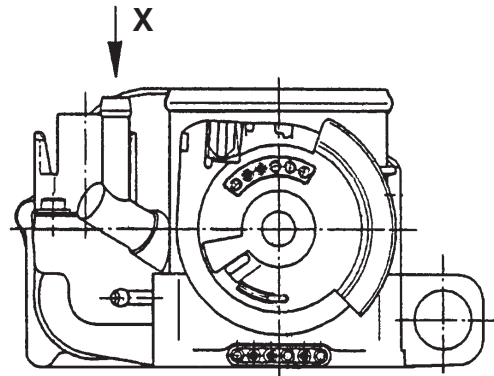
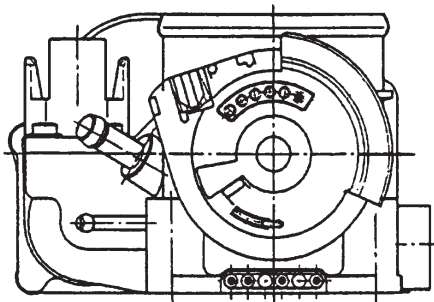
Bestell-Nr. / Part No.
408-237-111-015Z

Drosselklappen

Throttle Valves

**Stellglied, elektromotorisch
mit Leerlaufkontakt**

**Electromotive Actuator
with idle-speed contact**



**Ansicht
View X**



Bestell-Nr. / Part No.
408-237-111-016Z

Bestell-Nr. / Part No.
408-237-111-018Z