

Supersession Tensioner Pulley 531 0069 10 and 531 0071 10 by 531 0250 10

Manufacturer:
Renault, Jeep

Model:

- **Renault** Espace, Fuego, Master, Traffic, 18, 20, 21, 25, 30
- **Jeep** Cherokee, Comanche

Engine: J8S 2.1 D, 2.1 TD

LuK AS Part No.: 531 0250 10

OE-No.:
77 00 871 169
77 00 852 114 (replaced)
77 00 722 452 (replaced)

The two tensioner pulleys **531 0069 10** and **531 0071 10** are no longer available and have been replaced by tensioner pulley **531 0250 10** (see **Fig. 1**).

The tensioner pulley **531 0250 10** is in two parts:

- Tensioner pulley with base plate
- Distance plate

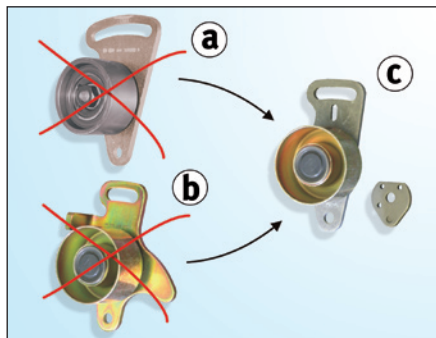


Fig. 1: View of the replacement

- a) Tensioner pulley 531 0071 10
- b) Tensioner pulley 531 0069 10
- c) Tensioner pulley **531 0250 10**

The LuK AS range provides a belt drive toolbox (**400 0203 10**) and a timing belt tension meter (**400 0202 10**) for repairs to the drive train.



400 0202 10

400 0203 10

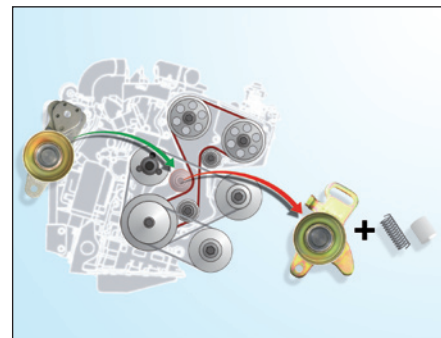



Fig. 2: Drive overview

Instructions for correct installation:

1. Position the engine as directed by the manufacturer
2. Remove the old tensioner pulley (the spring and sleeve are **not** required)
3. Fit the new tensioner pulley (the old bolts can be re-used)
4. Tension the timing belt with a suitable tool
5. Tighten down the mounting bolts according to the manufacturer's directions
6. Turn the crankshaft by hand two
7. turns in the engine's direction of rotation
8. Check the tension of the timing belt with a suitable tester and adjust as necessary (repeating steps 4 to 6)

 Note the specifications of the vehicle manufacturer!

Appropriate spare parts can be found in our on-line catalogue at www.Schaeffler-Aftermarket.com or in RepXpert at www.RepXpert.com.

Issued 03.2008
INA 0018

Technical subject to change
© 2008 LuK-Aftermarket Service oHG

For further information:

Phone: +44 (0) 14 32 264 264*
Fax: +44 (0) 14 32 275 146
Info@LuK-AS.co.uk
www.Schaeffler-Aftermarket.com
* Calls from within the UK 08457 001100

